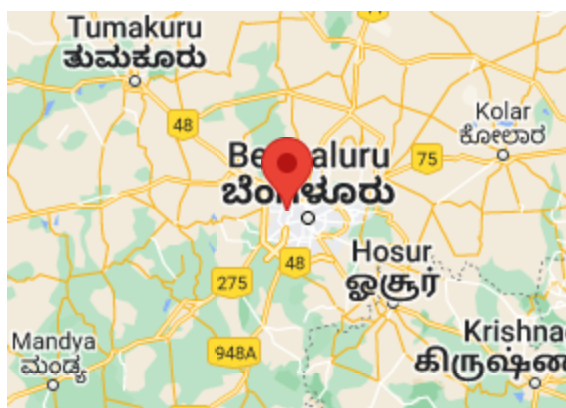


This report offers a summary of a facility's verified Higg Index environmental assessment.

## AVERY DENNISON INDIA PVT LTD (6B)

#6B, 1st Main Road, Phase - I, KIADB  
Layout, Peenya Industrial Area,  
Bangalore, India 560 058

Higg ID  
34630



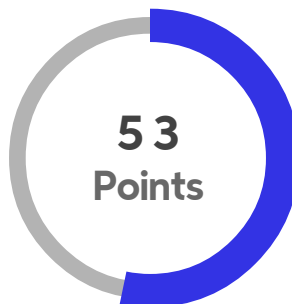
Using the Higg Index since: **2017**

### FACILITY TYPE

Printing, Product Dyeing and Laundering

### INDUSTRY SECTOR

Other



AVERY DENNISON INDIA PVT LTD (6B)

2021

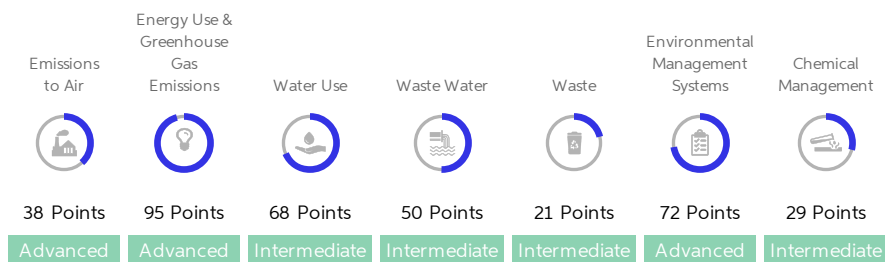
VERIFIED

Verified By

Bureau Veritas



## Environmental Impact Areas



## 2020 - 2021 Comparison

IMPACT AREA	POINTS	LEVEL
Emissions to Air	+28	▲
Energy Use & Green House Gas Emissions	+5	▲
Water Use	-2	●
Waste Water	0	●
Waste	+7	▲
Environmental Management System	+51	▲
Chemical Management	+14	▲

# HIGG INDEX FACILITY ENVIRONMENTAL REPORT

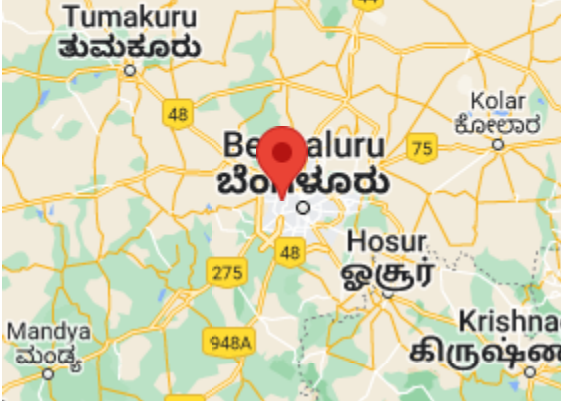
This report offers a summary of a facility's verified Higg Index environmental assessment.

## Avery Dennison India pvt Ltd (6B)

#6B, 1st Main Road, Phase - I, KIADB  
Layout, Peenya Industrial Area,  
Bangalore, India 560 058

### Higg ID

34630



Using the Higg Index since: **2017**

#### FACILITY TYPE

Printing, Product Dyeing and Laundering

#### INDUSTRY SECTOR

Other



## Higg Facility Environmental Module

Developed by the Sustainable Apparel Coalition, the Higg Facility Environmental Module (Higg FEM) is a sustainability assessment tool that standardizes how facilities measure and evaluate their environmental performance, year over year.

Facilities that use the Higg Index are committed to improving the global value chain to ensure apparel, footwear, and textile manufacturing supports the well-being of people and the planet. The Higg FEM helps facilities strengthen relationships with their business partners, identify environmental sustainability risks and hotspots, and make annual improvements.

Facilities demonstrate their commitment to environmental sustainability, value chain collaboration and transparency through voluntary disclosure of their Higg FEM performance.

Learn more on [apparelcoalition.org](http://apparelcoalition.org)



## How to Read the Higg Index

### LEVELS

Levels signify general thresholds of good, better, and best environmental management practices.

**Zero points:** The facility scored 0 points on the Higg FEM assessment and has the opportunity to start implementing environmental management practices.

**Beginner** - The facility started Higg FEM level 1; It has not completed level 1. The facility is starting to identify its sustainability risks and impact areas.

**Intermediate** - The facility completed Higg FEM level 1. The facility established a measurement system to assess sustainability risks and impact areas.

**Advanced** - The facility completed Higg FEM level 2. The facility implements advanced measurement practices to assess sustainability risks and impact areas.

**Leader** - The facility completed Higg FEM level 3. The facility implements leading measurement practices to assess sustainability risks and impact areas.

▲ A green arrow pointing up indicates the facility has improved performance and advanced a level compared to the previous year.

● A yellow circle indicates the facility's performance has not resulted in a level change compared to the previous year.

▼ A red arrow pointing down indicates the facility has regressed a level compared to the previous year.

*The Higg FEM is NOT a pass/fail assessment, rather a tool that identifies opportunities to improve sustainability performance continuously. The scoring system is designed to drive improvements to sustainability management practices.*